

بخش اول: گرامر

زمان‌ها و ساختار معلوم/مجهول

به طور کلی زمان در انگلیسی به چهار دسته‌ی حال، گذشته، آینده و آینده در گذشته تقسیم می‌شود، که هر یک شامل چهار گروه ساده، استمراری، کامل ساده و کامل استمراری می‌باشد. در نتیجه در زبان انگلیسی ۱۶ زمان به شرح زیر وجود دارد:

ساده	حال
استمراری	گذشته
کامل ساده	آینده
کامل استمراری	آینده در گذشته

در این مبحث، از توضیح صورت‌های دیگر زمان آینده در گذشته به دلیل پیروی از قوانین زمان آینده و نیز همپوشانی داشتن با مباحث شرطی‌ها و نقل قول غیر مستقیم خودداری شده است.

۱- حال ساده:

... + فعل ساده (مصدر بدون to) + فاعل

کاربرد زمان حال ساده:

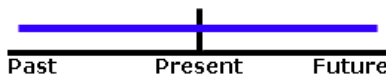
(۱) بیان کارهای عادی و تکراری که معمولاً با فیوژ تکرار (every day, always, often, sometimes, never, ...) همراه است.



“Every twelve months, the Earth **circles** the Sun.”

“When **does** the train usually **leave**?”

(۲) بیان واقعیت و حقایق علمی. توجه کنید که لزومی ندارد مطلبی که گوینده فکر می‌کند درست است، حقیقت داشته باشد.



“Windows **are** made of glass.”

“New York **is** a small city.”

(۳) کارهایی که در آینده‌ی نزدیک به طور قطع صورت می‌گیرند (مثل جدول زمانی).



“The train **leaves** tonight at 6 PM.”
“When **does** class **begin** tomorrow?”

۴) کارهایی که در زمان حال یکی پس از دیگری روی می‌دهند. (first...then, after that)

“First I **get** up, then I **have** breakfast.”

۵) بیان دستور العمل.

“**Open** your books at page 34.”

۶) با افعال غیر حرکتی که اگرچه بیانگر مفهومی ادامه دار در زمان حال هستند، اما معمولاً با زمان حال استمراری به کار نمی‌روند. این افعال شامل افعال حسی، افعال ربطی، و افعال مربوط به ادراک و تملک هستند. مانند:

“**be, believe, belong, hate, hear, like, love, mean, prefer, remain, realize, see, seem, smell, think, understand, want, wish, ...**”

“He **needs** help right now.”

“**Do** you **have** your passport with you?”

ساختار معلوم / مجهول:

ACTIVE: Once a week, Tom **cleans** the car.


PASSIVE: Once a week, the car **is cleaned** by Tom.

۲- زمان حال استمراری:

... + فعل ing + am/ is/ are + فاعل

کاربرد زمان حال استمراری:

۱) بیان کارهایی که در لحظه‌ی صحبت در حال انجام شدن (یا نشدن) هستند.



“Peter **is reading** a book now.”

“Why **aren't** you **doing** your homework?”

۲) بیان کارهایی که قرار است به طور قطع در آینده‌ی نزدیک انجام شوند.



“I **am meeting** some friends after work.”

۴) بیان کارهای طولانی‌تر و ادامه‌داری که در هر زمانی ممکن است انجام شوند و الزاماً در همان لحظه‌ی صحبت در حال رخ دادن نیستند.

“I **am studying** to become a doctor.”

Are you **working** on any special projects at work?

۵) بیان گرایشات.

“More and more people **are using** their computers to listen to music.”

۶) به همراه “always”، برای بیان کارهایی که مرتب تکرار می‌شوند و برای گوینده آزاردهنده هستند.



“I don’t like them because they **are always complaining**.”

ساختار معلوم/مجهول:

ACTIVE: Right now, Tom **is writing** the letter.

PASSIVE: Right now, the letter **is being written** by Tom.

۳- زمان حال کامل:

فاعل + **have/has** + p.p. + ...

کاربرد زمان حال کامل:

۱) بیان کاری که در گذشته ای نامعلوم صورت گرفته است. از این زمان برای بیان تجربیات، تغییرات تدریجی، دستاوردها، کارهای ناتمامی که گوینده انتظار دارد روی دهند و همچنین کارهایی که چندین بار طی زمان‌های مختلف اتفاق افتاده است، استفاده می‌شود.



Experience: I think I **have seen** that movie before.

Change Over Time: The government **has become** more interested in arts education.

Accomplishments : Doctors **have cured** many deadly diseases.

An Uncompleted Action You Are Expecting: Bill **has still not arrived**.

Multiple Actions at Different Times: We **have had** many major problems while working on this project.

۲) بیان کارهایی که به تازگی به پایان رسیده اند.

“He **has just played** handball.” (*It is over now.*)

۳) به همراه افعالی که حالت استمرار ندارند، برای بیان کاری که در گذشته انجام شده و تا زمان حال ادامه داشته باشد. در این حالت معمولاً یکی از حروف اضافه ی “since” یا “for” به کار می‌رود.



“Mary **has loved** chocolate since she was a little girl.”

ساختار معلوم/مجهول:

ACTIVE: Many tourists **have visited** that castle.

PASSIVE: That castle **has been visited** by many tourists.

۴- زمان حال کامل استمراری:

... + **ing فعل** + **been** + **have/has** + **فاعل**

کاربرد زمان حال کامل استمراری:

۱) بیان اعمالی که در گذشته شروع شده و به زمان حال رسیده و همچنان در حال انجام شدن است. تأکید بر خود عمل است نه نتیجه ی آن.



“What **have you been doing** for the last 30 minutes?”

“James **has been teaching** at the university since June.”

۲) بدون ذکر مدت انجام آن کار، برای بیان کاری که اخیراً انجام شده است. معمولاً با “lately” یا “recently” همراه است.



“She **has been watching** too much television lately.”

“Mary **has been feeling** a little depressed.”

ساختار معلوم / مجهول:

ACTIVE: Recently, John **has been doing** the work.

PASSIVE: Recently, the work **has been being done** by John.

۵- زمان گذشته ی ساده:

... + **زمان گذشته ی فعل** + **فاعل**

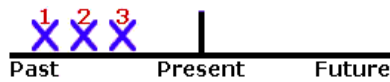
کاربرد زمان گذشته ی ساده:

۱) بیان کاری که در گذشته ی معینی شروع شده و پایان یافته است.



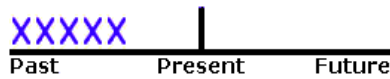
“I **saw** a movie yesterday.”

۲) بیان زنجیره ای از کارهایی که در گذشته انجام شده است.



“He **arrived** from the airport at 8:00, **checked** into the hotel at 9:00, and **met** the others at 10:00.”

۴) کاری که در گذشته به صورت مکرر انجام شده است.

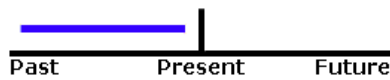


“She **worked** at the movie theater after school.”

۳) به همراه زمان گذشته ی استمراری؛ بیان کاری در گذشته که یک عمل ادامه دار در گذشته (گذشته ی استمراری) را قطع کرده است.

“They **were having** dinner when the telephone **rang**.”

۶) بیان حقایق کلی در گذشته.



“People **paid** much more to make cell phone calls in the past.”

ساختار معلوم/مجهول:

ACTIVE: Tom **repaired** the car.

PASSIVE: The car **was repaired** by Tom.

نکته: ساختار “فعل ساده + used to” برای بیان عادات و وضعیت‌هایی به کار می‌رود که برای مدتی در گذشته وجود داشته اند اما اکنون موجود نیستند.

“I **used to smoke**, but now I’ve stopped.”

طرز منفی و سؤالی کردن “used to”:

اغلب برای سؤالی و منفی کردن، به جای “did...use” از “did...used” استفاده می‌شود. حالت رایج تر منفی کردن این جمله‌ها، کاربرد “never” می‌باشد.

“What **did** people **use(d) to do** in the evening before TV?”

“I **didn’t use(d) to like** opera, but now I do.”

“I **never used** to like opera.”

۶- گذشته ی استمراری:

فاعل + was/were + فعل ing +

کاربرد زمان گذشته ی استمراری:

(۱) بیان کاری که در زمان یا دوره ی معینی در گذشته ادامه داشته است.



“Peter **was reading** a book yesterday evening.”

(۲) به همراه زمان گذشته ی ساده، برای بیان کار ادامه داری در گذشته که توسط کار دیگری یا زمان معینی قطع شده است.



“While I **was writing** the email, the computer suddenly went off.”

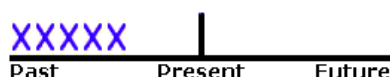
“At midnight, we **were still driving** through the desert.”

(۳) بیان کارهایی که همزمان با هم در گذشته مدتی ادامه داشته اند.



“Anne **was writing** a letter while Steve **was reading** the New York Times.”

(۴) از زمان گذشته ی استمراری همچنین برای بیان کارهایی که مرتب تکرار می شده اند و برای گوینده آزاردهنده هستند، استفاده می شود (به همراه قیود **always, constantly, forever, ...**).



“He **was constantly talking**. He annoyed everyone.”

ساختار معلوم/مجهول:

ACTIVE: The salesman **was helping** the customer when the thief came into the store.

PASSIVE: The customer **was being helped** by the salesman when the thief came into the store.

۷- زمان گذشته ی کامل:

فاعل + had + p.p. +

کاربرد زمان گذشته ی کامل:

(۱) بیان کاری که قبل از کار دیگری یا زمان معینی در گذشته انجام شده باشد.



“She only understood the movie because she **had read** the book.”

“Kristine **had never been** to an opera before last night.”

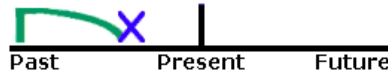
(۲) به همراه زمان گذشته ی ساده، برای بیان کاری که قبل از کار دیگری در گذشته انجام گرفته است.



“Mary **had read** the book before she watched a film.”

“After Amy **had gone** home it started to rain.”

(۳) همچنین برای بیان مدت زمانی که عملی در گذشته طول کشیده است؛ این کاربرد معادل زمان حال کامل است و با افعالی که حالت استمراری ندارند (be, have, know,...) به کار می‌رود.



“She told me that her father **had been** ill since Christmas.”

“By the time Alex finished his studies, he **had been** in London for over eight years.”

ساختار معلوم/مجهول:

ACTIVE: George **had repaired** many cars before he received his mechanic’s license.

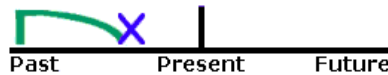
PASSIVE: Many cars **had been repaired** by George before he received his mechanic’s license.

۸- زمان گذشته ی کامل استمراری:

فاعل + **had + been** + فعل **ing** +

کاربرد زمان گذشته ی کامل استمراری:

(۱) بیان کاری که قبل از عمل یا زمانی در گذشته مدتی ادامه داشته است.



“She **had been working** at that company for three years when it went out of business.”

(۲) بیان علت و معلول در گذشته.

“Sam gained weight because he **had been overeating**.”

ساختار معلوم/مجهول:

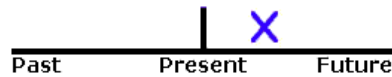
ACTIVE: Chef Jones **had been preparing** the restaurant’s fantastic dinners for two years before he moved to Paris.

PASSIVE: The restaurant's fantastic dinners **had been being prepared** by Chef Jones for two years before he moved to Paris.

۹- زمان آینده ی ساده:

... + فعل ساده (مصدر بدون to) + will/shall + فاعل

... + فعل ساده + going to + am/is/are + فاعل



کاربرد "will":

(۱) بیان اعمالی که در آینده قصد و اراده ی گوینده انجام شوند (جشن تولد، آب و هوا، ...)

"The sun **will shine** tomorrow."

"Peter **will be** 15 next Tuesday."

(۲) بیان امیدها، تردیدها، انتظارات و افکار مربوط به آینده (بعد از افعال believe, doubt, expect, hope, be afraid, ...)

"I think Sue **will arrive** in Paris at 6 p.m."

(۳) تصمیم گیری به انجام کاری که از قبل برای آن برنامه ریزی نشده است.

"Hang on! I'**ll have** a word with you."

(۴) قول به انجام یا عدم انجام کاری دادن:

"I promise I **will not tell** him about the surprise party."

"I **won't tell** anyone your secret."

کاربرد "be going to":

(۱) بیان کاری در آینده که از قبل برای آن برنامه ریزی شده است.

"Michelle **is going to begin** medical school next year."

(۲) بیان عملی در آینده که گوینده نسبت به وقوع آن اطمینان دارد.

"Look at that car! It **is going to crash** into the yellow one."

نکته: برای پیش بینی وقایع در آینده، می توان از هر دو ساختار "will" و "be going to" استفاده کرد.

"The movie "Zenith" **will win** several Academy Awards."

"The movie "Zenith" **is going to win** several Academy Awards."

ساختار معلوم/مجهول:

ACTIVE: John **will finish** the work by 5:00 p.m.

PASSIVE: The work **will be finished** by 5:00 p.m.

ACTIVE: Sally **is going to make** a beautiful dinner tonight.

PASSIVE: A beautiful dinner **is going to be made** by Sally tonight.

۱۰- زمان آینده ی استمراری:

فاعل + will/shall/ be going to + be + فعل ing +

کاربرد زمان آینده ی استمراری:

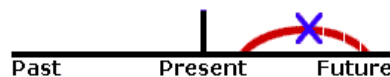
(۱) بیان کاری که در زمان یا دوره ی معینی از آینده در حال انجام باشد.

“When I come to school, the other kids **will be waiting** for me.”

(۲) بیان کاری که به صورت روزمره انجام خواهد شد.

“We’ll **be going** to the movies on Saturday.”

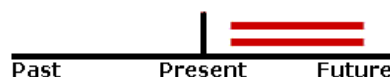
(۳) بیان کاری ادامه دار که توسط عمل یا زمان معینی در آینده قطع شود.



“I **will be watching** TV when she arrives tonight.”

“At midnight tonight, we **will still be driving** through the desert.”

(۴) بیان دو کار همزمان در آینده.



“I **am going to be studying** and he **is going to be making** dinner.”

ساختار معلوم/مجهول:

ACTIVE: At 8:00 p.m. tonight, John **will be washing** the dishes.

PASSIVE: At 8:00 p.m. tonight, the dishes **will be being washed** by John.

ACTIVE: At 8:00 p.m. tonight, John **is going to be washing** the dishes.

PASSIVE: At 8:00 p.m. tonight, the dishes **are going to be being washed** by John.

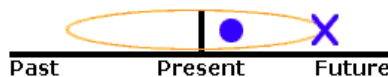
۱۱- زمان آینده ی کامل:

فاعل + will/shall/ be going to + have + p.p. +

نکته: استفاده از “will” یا “be going to” در این زمان تفاوت معنایی زیادی ایجاد نمی کند.

کاربرد زمان آینده ی کامل:

(۱) بیان تکمیل کاری قبل از زمان یا کار دیگری در آینده.



“By next November, I **will have received** my promotion.”

“**Will she have learned** enough Chinese to communicate before she *moves* to Beijing?”

“Sam **is probably going to have completed** the proposal by the time he *leaves* this afternoon.”

نکته: توجه کنید که در عبارات زمانی (عباراتی که با قیود زمان شروع می شوند) نمی توان از زمان آینده استفاده کرد. در نتیجه، در دو مثال بالا، زمان افعال “moves” و “leaves” به جای آینده ی ساده، حال ساده است.

(۲) به همراه افعالی که حالت استمرار ندارند، برای بیان کاری که در گذشته آغاز شده و پس از مدتی در آینده به پایان خواهد رسید.



“I **will have been** in London for six months by the time I leave.”

“By Monday, Susan **is going to have had** my book for a week.”

ساختار معلوم/مجهول:

ACTIVE: They **will have completed** the project before the deadline.

PASSIVE: The project **will have been completed** before the deadline.

ACTIVE: They **are going to have completed** the project before the deadline.

PASSIVE: The project **is going to have been completed** before the deadline.

۱۲- زمان آینده ی کامل استمراری:

فاعل + will/shall/ be going to + have been + فعل ing +

کاربرد زمان آینده ی کامل استمراری:

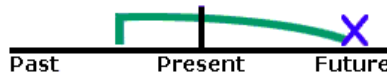
(۱) بیان تکمیل یک کار ادامه دار پیش از زمان یا کار دیگری در آینده که معمولاً با حروف اضافه ی “for” یا “since” همراه است.



“She **is going to have been working** at that company for three years when it finally closes.”

“How long **will you have been studying** when you graduate?”

(۲) بیان علت چیزی در آینده.



“Jason will be tired when he gets home because he **will have been jogging** for over an hour.”

“Claudia’s English will be perfect when she returns to Germany because she **is going to have been studying** English in the United States for over two years.”

ساختار معلوم/مجهول:

ACTIVE: The famous artist **will have been painting** the mural for over six months by the time it is finished.

PASSIVE: The mural **will have been being painted** by the famous artist for over six months by the time it is finished.

ACTIVE: The famous artist **is going to have been painting** the mural for over six months by the time it is finished.

PASSIVE: The mural **is going to have been being painted** by the famous artist for over six months by the time it is finished.

۱۳- زمان آینده در گذشته ی ساده:

زمان آینده در گذشته می‌تواند مانند زمان آینده ی ساده با دو ساختار متفاوت به کار رود: “would” و “was/were going to”. اگرچه این دو ساختار گاهی به جای هم به کار می‌روند، اما اغلب دارای تفاوت معنایی هستند.

ساختار “would”:

... + فعل ساده (مصدر بدون to) + would/should + فاعل

“I knew you **would(not) help** him.”

ساختار “was/were going to”:

... + فعل ساده (مصدر بدون to) + going to + was/were + فاعل

“I knew you **were(not) going to go** to the party.”

کاربرد زمان آینده در گذشته ی ساده:



این زمان برای بیان کاری که در گذشته، گوینده فکر می‌کرده است در آینده روی می‌دهد، به کار می‌رود و اهمیتی ندارد که آن کار در آینده اتفاق افتاده باشد یا خیر. زمان آینده در گذشته از همان قوانین زمان آینده ی ساده پیروی می‌کند، به این صورت که “would” برای بیان تمایل یا عدم تمایل به انجام کاری و تصمیم گیری در مورد انجام کاری در لحظه ی گفتگو (voluntary action) به کار می‌رود و از “was going to” برای بیان کاری که در آینده با قصد قبلی همراه است، استفاده می‌شود. هر دو ساختار را می‌توان برای پیش بینی وقوع کاری در آینده به کار برد.

PLAN: I told you he **was going to come** to the party.

VOLUNTARY ACTION: I knew Julie **would make** dinner.

PLAN: Jane said Sam **was going to bring** his sister with him, but he came alone.

PREDICTION: I had a feeling that the vacation **was going to be** a disaster.

PROMISE: He promised he **would send** a postcard from Egypt.

نکته: توجه کنید که در عبارات زمانی از زمان آینده استفاده نمی‌شود. در نتیجه، بعد از قیود زمانی (when, while, before, after, by the time, as) soon as, if, unless,...، به جای زمان آینده در گذشته ی ساده از زمان گذشته ی ساده استفاده می‌شود.

“I already told Mark that when he **would arrive**, we would go out for dinner.” *Not Correct*

“I already told Mark that when he **arrived**, we would go out for dinner.” *Correct*

ساختار معلوم / مجهول:

ACTIVE: I knew John **would finish** the work by 5:00 p.m.

PASSIVE: I knew the work **would be finished** by 5:00 p.m.

ACTIVE: I thought Sally **was going to make** a beautiful dinner.

PASSIVE: I thought a beautiful dinner **was going to be made** by Sally.

حروف تعریف:

• کاربرد حرف تعریف معین “The”:

(۱) پیش از اسمی که برای گوینده و شنونده معلوم باشد.

“What did you do with **the coffee** I bought?”

(۲) پیش از اسامی منحصراً به فرد (... the sun, the moon, the world, the universe, the future, the government, ...).

“People used to think **the earth** was flat.”

(۳) پیش از صفات و قیود عالی، چون از بین گروهی که مد نظر است، تنها یکی دارای صفت برترین است. به همین دلیل نیز معمولاً قبل از “first, next, last, same, only, ...” از حرف تعریف “the” استفاده می‌شود.

“I’m **the oldest** in my family.”

(۴) بعد از یک اسم مخصوص، برای اینکه نشان دهیم منظور ما شخص معروفی است.

“I’d like you to meet Cathy Parker, **the novelist**.”

(۵) پیش از اسامی مفرد قابل شمارش برای اشاره ی کلی، مانند اسامی اختراعات، آلات موسیقی و ...

“Life would be quieter without **the telephone**.”

(۶) صحبت از یک گروه خاص به عنوان یک واحد شناخته شده (دقت کنید که در مورد اشاره ی کلی به اعضای یک گروه از حرف تعریف استفاده نمی‌شود).

“**The railways** are getting more and more unreliable.”

اما:

“It’s difficult for **railways** to make a profit.”

(۷) پیش از محیط‌های فیزیکی (... the town, the country, the seaside, the rain, the night, the weather, ...).

“My husband loves **the seaside**, but I prefer **the mountains**.”

۸) پیش از اسامی مفرد قابل شمارشی که بخشی از زندگی روزمره هستند. در این حالت منظور چیزی نیست که برای شنونده شناخته شده باشد، بلکه منظور آن است که دیگران نیز آنچه را که در موردش حرف می‌زنیم، تجربه کرده اند. مانند “the bus, the hairdresser, the bath, the newspaper,…”

“I have some of my best ideas when I am on **the bus**.”

“Most of my friends go to **the hairdresser** two or three times a month.”

۹) پیش از اسامی دریایا (the Atlantic)، رشته کوه‌ها (the Himalayas)، مجموعه جزایر (the West Indies)، رودخانه‌ها (the Rhine)، بیابان‌ها (the Sahara)، بیشتر هتل‌ها (the Grand Hotel)، بیشتر سینماها و تئاترها (the Odeon) و بیشتر موزه‌ها (the British Museum).

۱۰) پیش از اسامی زمان:

الف) “the beginning, the middle, the end,…”

ب) “the past, the present, the future” اما “at present”

ج) “in the morning, in the afternoon, in the evening” اما “at noon, at midnight”

د) “in the winter, in the spring,…” (اگر مفهوم کلی مد نظر باشد “the” معمولاً حذف می‌شود).

نکته: “the” پیش از اسامی اعیاد به کار نمی‌رود:

“Thanksgiving, Christmas, Easter” اما “the Fourth of July”

۱۱) پیش از قیود مکان: “the top, the bottom, the middle, the back, the outside,…”

نکته: “the” با اسم‌هایی که به مکان خاصی در محیط اشاره می‌کنند، به کار نمی‌رود:

“church, school, college, prison, jail, home, downtown,…”

اما “the university”

۱۲) در ساختارهای دارای دو صفت تفضیلی:

“**The** greater the challenge is, **the** more she likes it.”

۱۳) پیش از اسامی مکان‌ها:

الف) “the Soviet Union, the United Kingdom, the British Commonwealth”

ب) اسامی خاص با “of”:

“the Republic of China, the Gulf of Mexico, the State of New York”

ج) اسامی جمع:

“The United States, the Rocky Mountains, the Great Lakes”

د) نقاط خاصی در کره ی زمین:

“the North Pole, the equator, the Southern Hemisphere”

۱۴) با واحد اندازه گیری به همراه “by”:

“Do you sell eggs **by the kilo** or **by the dozen**?”

اما:

“sixty pence a kilo, thirty miles an hour, twice a week,...”

• کاربرد حرف تعریف نامعین “a/an”:

۱) صحبت از یک شخص یا یک چیز:

“My brother’s married to **a doctor**.”

۲) پیش از اسامی مفرد قابل شمارش برای بیان مفهوم کلی:

“**A doctor** must like people.”

۳) برای دسته بندی کردن و توضیح معنای یک کلمه:

“A glider is **a plane** with no engine”

۴) برای توصیف اسامی:

“That was **a lovely evening**.”

۵) در جملات تعجبی بعد از “what”:

“**What a lovely dress!**” اما “**What nonsense!**” (“a/an” به همراه کلمات غیرقابل شمارش به کار نمی‌رود).

• مواردی که حروف تعریف به کار نمی‌رود:

۱) پیش از اسامی جمع و اسامی غیرقابل شمارش در مفهوم کلی:

“As a doctor, he usually works long **hours**.”

“Her coat is made of pure **wool**.”

۲) به همراه برخی اصطلاحات رایج:

“by day, at night, by bus, on foot, by mail,…”

نکته: در جملات زیر، به تفاوت معنایی هنگام استفاده و عدم استفاده از حرف تعریف توجه کنید:

“I met her **at college**.” (when we were students)

“I’ll meet you **at the college**.” (The college is just a meeting place.)

۳) با اسمی که قبل از آن یک صفت ملکی، صفت اشاره، یا یک صفت کمی بیاید.

“John’s coat, this magazine, some money,…”

۴) قبل از “last/next + زمان”:

“Where were you **last Saturday**?”

۵) معمولا بعد از “both” و “all”:

“**Both (the) children** are good at math.”

“**All (the) three** brothers were arrested.”

همچنین: “all day, all night, all week,…”

۶) قبل از اسامی قاره‌ها، کشورها، ایالات، وزارتات، شهرها، خیابان‌ها، دریاچه‌ها:

“Africa, Brazil, Texas, Oxford, New Street, Lake Michigan,…”

۷) قبل از رشته‌های تحصیلی:

“history, chemistry, music, economics, English,…”

نکته: اگر رشته‌ی تحصیلی در توصیف یک اسم دیگر بیاید، از حرف تعریف استفاده می‌شود.

“She’s taking a **chemistry course**.”

فعل دوم بعد از فعل اول

در این مبحث تنها به بررسی افعالی می‌پردازیم که فعل بعد از آنها هم به صورت “ing” دار و هم به صورت مصدر با “to” یا بدون “to” به کار می‌رود و تفاوت معنایی ایجاد می‌کند.

۱) “remember” و “forget”:

به همراه “ing”: به گذشته اشاره دارد؛ به کارهایی که در گذشته انجام شده است. “forget...ing” اغلب به صورت عبارت “I’ll never forget...ing” و دیگر اصطلاحات با معانی مشابه به کار می‌رود.

I still **remember buying** my first bicycle.

I'll never **forget meeting** the Queen.

به همراه مصدر با "to": به آینده اشاره دارد؛ به کارهایی که شخص در لحظه ی به یاد آوردن یا فراموش کردن هنوز باید انجام دهد یا انجام می داده است.

You must **remember to fetch** Mr. Lewis from the station tomorrow.

I **forgot to buy** the soap.

(۲) "go on":

به همراه "ing": به معنی "ادامه دادن".

She **went on talking** about her illness until we all went to sleep.

به همراه مصدر با "to": به تغییر فعالیت اشاره دارد.

She stopped talking about that and **went on to describe** her other problems.

(۳) "regret":

به همراه "ing": به گذشته اشاره دارد؛ به کاری که شخص از انجام آن پشیمان است.

I **regret leaving** school at 14; it was a big mistake.

به همراه مصدر با "to": اغلب در مورد اعلام اخبار ناخوشایند به کار می رود.

We **regret to inform** passengers that the 14.50 train is one hour late.

(۴) "advise"، "permit"، "allow" و "permit":

در وجه معلوم و در صورت نداشتن مفعول، فعل دوم بعد از این افعال به صورت "ing" دار به کار می رود. در صورت وجود مفعول، فعل دوم به صورت مصدر با "to" به کار می رود.

"I wouldn't **advise taking** the car; there's nowhere to park."

"I wouldn't **advise you to take** the car; there's nowhere to park."

"We don't **allow/permit smoking** in the lecture room."

"We don't **allow/permit people to smoke** in the lecture room."

"The headmistress has **forbidden singing** in the corridors."

"The headmistress has **forbidden children to sing** in the corridors."

به صورت های مجهول این جملات توجه کنید:

"**Smoking** is not allowed/permitted in the lecture room."

"**People** are not allowed **to smoke** in the lecture room."

“Singing is forbidden.”

“Children are forbidden to sing.”

“Early booking is advised.”

“Passengers are advised to book early.”

۵) “see”, “watch”, “hear” و “see”:

بعد از این افعال، تفاوت بین “ing + مفعول” و “مصدر بدون to + مفعول” مثل تفاوت بین زمان‌های استمراری با زمان‌های ساده است. صورت “ing” دار بیانگر این است که شخص به کارهایی که در آن لحظه در حال روی دادن هستند توجه می‌کند. ساختار مصدر بدون “to” اغلب به کارهای تمام شده ای اشاره می‌کند که از ابتدا تا انتها دیده یا شنیده شده اند.

“I looked out of the window and saw Mary crossing the road.”

“I saw Mary cross the road and disappear into the post office.”

“As I passed his house I heard him practicing the piano.”

“I once heard Brendel play all the Beethoven concertos.”

۶) “try”:

به همراه “ing”: به معنی امتحان کردن؛ کاری را انجام می‌دهیم تا نتیجه ی آن را ببینیم.

“I tried sending her flowers, writing her letters, giving her presents, but she still wouldn’t speak to me.”

به همراه “ing” یا مصدر با “to”: به معنی تلاش کردن برای انجام یک کار دشوار.

“I tried to change the wheel, but my hands were too cold.”

“I tried changing the wheel, but my hands were too cold.”

۷) “mean”:

به همراه “ing”: مترادف “involve” یا “have as a result”، به معنی “متضمن بودن”.

“If you want to pass the exam, it will mean studying hard.”

به همراه مصدر با “to”: مترادف “intend”، به معنی “قصد داشتن”.

“I don’t think she means to get married for the moment.”

۸) “stop”:

بعضی از افعال مانند “stop” که فعل بعد از آن‌ها به صورت “ing” دار به کار می‌رود، می‌توانند در ساختار “مصدر با to + فعل” برای بیان هدف و منظور نیز به کار روند.

“I stopped running.” (NOT...I stopped to run.)

“I stopped to rest.” (= ... in order to rest.)

۹) “be afraid”:

برای بیان ترس از اتفاق‌های پیش آمدی و غیر مترقبه، استفاده از ساختار “afraid of +-ing” ترجیح داده می‌شود.

“I don’t like to drive fast because I’m afraid of crashing.”

در موارد دیگر می‌توان از هر دو ساختار "afraid of +-ing" یا "afraid + to" مصدر با استفاده کرد.

"I'm not **afraid of telling/ to tell** her the truth."

(۱۰) "sorry":

ساختارهای "sorry for/about + -ing" یا "مصدر کامل با + to" برای اشاره به کارهایی در گذشته که شخص از انجام آنها پشیمان است به کار می‌رود.

"I'm **sorry for/about losing** my temper this morning."

"I'm **sorry to have woken** you up."

ساختار "مصدر با + to" برای عذرخواهی کردن در مورد وضعیت کنونی به کار می‌رود.

"I'm sorry to tell you that you failed the exam."

(۱۱) "certain" و "sure":

ساختار "certain/sure of +-ing" برای اشاره به احساسات شخصی که گوینده دارد در موردش حرف می‌زند به کار می‌رود.

"You seem very **sure of passing** the exam. I hope you're right."

ساختار "مصدر با + to" برای اشاره به احساسات خود گوینده یا نویسنده به کار می‌رود.

"The repairs are **certain to cost** more than you think." (NOT ~~The repair are certain of costing...~~ .)

"Mary is **sure to win**; the other girl doesn't have a chance."

نکته: "Mary is sure to win" به معنی "I am sure that Mary will win." می‌باشد.

جملات شرطی

(۱) شرطی نوع اول: درباره ی کاری که ممکن است در آینده رخ دهد یا ندهد.

ساختار شرطی نوع اول:

if + present

will + infinitive

در این ساختار می‌توان از صورت‌های مختلف زمان حال و یا افعال وجهی (modals) استفاده کرد. به نمونه‌های زیر توجه کنید.

"If John **studies**, he **will pass** the test."

"If John **is studying**, he's **going to pass** the test."

"If John **has studied**, he **should pass** the test."

"If John **has been studying**, he **might pass** the test."

"If John **can study**, he **is ought to pass** the test."

همچنین می‌توان در بند جواب شرط از جملات امری یا زمان حال ساده هم استفاده کرد.

“If it **is** hot, **open** the window.”

“If you **raise** the temperature, the water **boils**.”

استفاده از هر کدام از زمان‌های اشاره شده بر پایه ی مقصود گوینده/نویسنده است و می‌توان آن‌ها را جا به جا کرد.

نکته: در این نوع شرطی می‌توان “if” را حذف کرد و فعل کمکی “should” را به اول جمله آورد. در این صورت جمله ی خبری دارای ساختار سؤالی می‌شود اما تغییری در معنای جمله به وجود نمی‌آید.

“**Should you** change your mind,” (= If you should change...)

۲) شرطی نوع دوم: در باره ی کاری که احتمال روی دادن آن در زمان حال (یا آینده) وجود ندارد. به بیان دیگر، برای شرایط فرضی، خیالی یا غیرواقعی.

ساختار شرطی نوع دوم:

if + past

would + infinitive without to

در این ساختار می‌توان از صورت‌های مختلف زمان گذشته و یا افعال وجهی استفاده کرد. به نمونه‌های زیر توجه کنید.

“If John **studied**, he **would pass** the test.”

“If John **was studying**, he **could pass** the test.”

“If John **could** study, he **might pass** the test.”

از “should” هم می‌توان به جای دیگر افعال وجهی استفاده کرد.

“If John **studied**, he **should pass** the test.”

نکته: در این نوع شرطی، بعد از “if” به جای “was” از “were” استفاده می‌کنیم.

“If I **were** rich, I **would spend** all my time traveling.”

نکته: در این نوع شرطی می‌توان “if” را حذف کرد و فعل کمکی “were” را به اول جمله آورد. در این صورت جمله ی خبری دارای ساختار سؤالی می‌شود اما تغییری در معنای جمله به وجود نمی‌آید.

“**Were he** home now, you **could call** him.” (= If he were home now, ...)”

۳) شرطی نوع سوم: در مواردی که کاری در گذشته انجام نشده است و یا اتفاقی که امکان وقوع آن در زمان حال یا آینده دیگر وجود ندارد، به کار می‌رود. (گذشته ی غیر واقعی)

ساختار شرطی نوع سوم:

if + past perfect

would have + past participle

در این ساختار می‌توان به جای “would”، “should”، “could” و “might” هم استفاده کرد.

“If John **had studied**, he **would have passed** the test.”

“If John **had been studying**, he **could have passed** the test.”

“If John **had studied**, he **should have passed** the test.”

“If John **had been studying**, he **might have passed** the test.”

نکته: در این نوع شرطی می‌توان “if” را حذف کرد و فعل کمکی “had” را به اول جمله آورد. در این صورت جمله ی خبری دارای ساختار سؤالی می‌شود اما تغییری در معنای جمله به وجود نمی‌آید.

“**Had I** known you wanted to talk to me, I **wouldn’t** have left the office.” (= if I had known...)

نکته: در ساختار بالا، صورت منفی فعل، مخفف نمی‌شود.

“**Had** we **not** missed the plane, we would all have been killed in the crash.” (NOT ~~Hadn’t we missed...~~)

۴) شرطی ترکیبی: گاهی شرطی‌های غیر واقعی با هم ترکیب می‌شوند، به این معنی که زمان بند شرط با زمان بند جواب شرط، یکی نیست.

PAST	PRESENT
-------------	----------------

If I **had taken** French in high school, I **would have** more job opportunities.
(*But I didn’t take French in high school and I don’t have many job opportunities.*)

PAST	FUTURE
-------------	---------------

If she **had signed** up for the ski trip last week, she **would be joining** us tomorrow.
(*But she didn’t sign up for the ski trip last week and she isn’t going to join us tomorrow.*)

PRESENT	PAST
----------------	-------------

If Sam **spoke** Russian, he **would have translated** the letter for you.
(*But Sam doesn’t speak Russian and that is why he didn’t translate the letter.*)

PRESENT	FUTURE
----------------	---------------

If Dan **weren’t** so nice, he **wouldn’t be tutoring** you in math tonight.
(*But Dan is nice and he is going to tutor you tonight.*)

FUTURE	PAST
---------------	-------------

If I **weren’t going** on my business trip next week, I **would have accepted** that new assignment at work.
(*But I am going to go on a business trip next week, and that is why I didn’t accept that new assignment at work.*)

FUTURE	PRESENT
---------------	----------------

If Sandy **were giving** a speech tomorrow, she **would be** very nervous.
(*But Sandy is not going to give a speech tomorrow and that is why she is not nervous.*)

• نکات مهم دیگر:

۱) در جملات شرطی غیر از “if” می‌توان از سایر ادوات شرط نیز استفاده کرد:

“provided/providing (that), on (the) condition (that), as/so long as, even if, if only, assuming (that), suppose/supposing (that), what if, imagine,...”

۲) “unless” به معنی «مگر اینکه» و مترادف “if...not” می‌باشد.

“Come tomorrow **unless** I phone.” (= **if** I do **not** phone.)

“unless” تنها می‌تواند در مواردی جایگزین “if...not” شود که مترادف “except if” باشد. اگر مفهوم “because...not” مد نظر باشد، “unless” به کار برده نمی‌شود.

“I’ll drive over and see you, **unless** the car breaks down.” (= ... **expect if** the car breaks down.)

“I’ll be surprised **if** the car doesn’t break down soon.” (NOT I’ll be surprised ~~unless~~ the car breaks down soon - I’ll be surprised **because** it doesn’t break down.)

ضمایر موصولی

در این مبحث تنها به بررسی نکات مهم استفاده از ضمایر موصولی (who/whom/which/where/whose/when...) می‌پردازیم.

(۱) ضمیر موصولی “whose” می‌تواند جایگزین “of which” یا “that...of” (غیر رسمی) شود. رایج‌ترین ترتیب قرار گرفتن این ضمایر در جمله به صورت “of which + اسم” یا “that...of” است، اما ساختار “اسم + of which” هم صحیح می‌باشد.

“He’s written a book **whose name** I’ve forgotten.”

“He’s written a book **the name of which** I’ve forgotten.”

“He’s written a book **that** I’ve forgotten **the name of**.”

“He’s written a book **of which** I’ve forgotten **the name**.”

نکته: ساختار “of whom” + اسم برای اشاره به اشخاص متداول نیست.

a man whose name I’ve forgotten (NOT ~~a man of whom I’ve forgotten the name~~)

نکته: صفت موصولی “whose” تنها به عنوان صفت مالکیت قبل از اسم به کار می‌رود. در موارد دیگر از ساختار “of which/whom” یا “that...of” استفاده می‌شود.

“He’s married to an actress **of whom** you may have heard. “OR”... **that** you may have heard **of**.” (NOT ...~~an actress whose you may have heard~~.)

(۲) “what” به اسمی که بعد از آن بیاید اشاره نمی‌کند، بلکه همزمان به صورت “ضمیر موصولی + اسم” عمل می‌کند و به معنی “the thing(s) which” می‌باشد. عباراتی که با “what” شروع می‌شوند می‌توانند دارای نقش فاعلی، مفعولی و متمم (بعد از افعال “to be”) باشند.

“**What she said** made me angry.” (“made” فاعل)

“I hope you’re going to give me **what I need**.” (“give” مفعول)

“This is exactly **what I wanted**.” (متمم)

نکته: “what” تنها در معنی “the thing(s) which” به کار می‌رود و به صورت یک ضمیر موصولی عادی بعد از اسم یا ضمیر به کار نمی‌رود.

“We don’t have everything **that** you ordered.” (NOT...~~everything what~~...)

نکته: برای اشاره به کل عبارتی که قبل از ضمیر موصولی می‌آید از “which” استفاده می‌کنیم نه از “what”.

“Sally married Joe, **which** made Paul very unhappy.” (NOT...~~what made~~...)

نکته: "what" می‌تواند به عنوان ضمیر اشاره به همراه یک اسم به کار رود.

"What money he has comes from his family." (= The money that he has...)

۳) "which" می‌تواند در عبارات وصفی، به عنوان ضمیر اشاره به همراه اسم عامی که معنای عبارت پیش از خود را تکرار می‌کند، به کار رود. این ساختار نسبتاً رسمی‌است و به ویژه در اصطلاحات خاصی مانند "in which case" و "at which point" به کار می‌رود.

"She may be late, in which case we ought to wait for her."

"He lost his temper, at which point I decided to go home."

"He spoke in Greek, which language I could only follow with difficulty."

۴) حروف اضافه می‌توانند یا قبل از ضمائر موصولی (رسمی) یا در پایان عبارات وصفی (غیر رسمی) قرار گیرند.

"He was respected by the people with whom he worked. (رسمی)

He was respected by the people (that) he worked with. (غیر رسمی)

نکته: "who" و "that" بعد از حروف اضافه قرار نمی‌گیرند.

...the people with whom he worked. (NOT ... the people with who/that he worked.)

۵) در عبارت وصفی، ضمائر کمیت (some, any, none, enough, few...) می‌توانند به همراه "of which"، "of whom" و "of whose" به کار روند. این ضمائر در بیشتر موارد قبل از "of which/whom/whose" قرار می‌گیرند، اما در ساختار بسیار رسمی می‌توانند گاهی بعد از آنها نیز به کار روند.

"They picked up five boat-loads of refugees, some of whom had been at sea for several months." (OR ...of whom some had been...)

"We've tested three hundred types of boat, none of which is completely waterproof." (OR...of which none...)

"She had a teddy-bear, both of whose eyes were missing."

نکته: ساختار بالا همچنین می‌تواند با دیگر اصطلاحات کمیت، صفات برترین، "first"، "second" و "last" به کار رود.

a number of whom three of which half of which
the majority of whom the youngest of whom

ساختار پرسشی جملات خبری (inversion)

در ساختارهای زیر، فعل وجهی مستقیماً پیش از فاعل یک عبارت قرار می‌گیرد.

1) جملات پرسشی:

"Where is the concert taking place?" (NOT ~~Where is taking place the concert?~~) (NOT ~~Where the concert is taking place?~~)

جملات پرسشی عامیانه اغلب از این ساختار پیروی نمی‌کنند.

"You're coming tomorrow?"

جملات پرسشی غیر مستقیم نیز از این ساختار پیروی نمی‌کنند.

“I wondered what time **the film was starting.**” (NOT...~~what time was the film starting.~~)

اما در نوشتار رسمی، اغلب از “inversion” در جملات پرسشی غیر مستقیم بعد از “how” و به ویژه هنگامی که فاعل جمله طولانی است، استفاده می‌شود.

“I wondered how reliable **was the information** I had been given.”

۲) جملات تعجبی: این جملات اغلب دارای ساختار جملات پرسشی منفی هستند.

“**Isn't it cold?**”

“**Hasn't she** got lovely eyes?”

در انگلیسی آمریکایی محاوره‌ای، جملات تعجبی اغلب دارای ساختار جملات پرسشی معمولی (غیر منفی) هستند.

“**Have you** got a surprise coming!”

“**Was I** mad!”

در ساختار ادبی، گاهی “inversion” بعد از “how” و “what” در جملات تعجبی اتفاق می‌افتد.

“How beautiful **are the flowers!**”

“What a peaceful place **is Skegness!**”

۳) به همراه “may”: می‌تواند پیش از فاعل در جملات آرزویی به کار رود.

“**May all your wishes** come true!”

۴) بعد از “so”، “neither” و “nor”:

در پاسخ‌های کوتاه و ساختارهای مشابه، این کلمات پیش از “فاعل + فعل وجهی” قرار می‌گیرند.

“I'm hungry. ~ **So am I.**”

“I don't like opera. ~ **Neither/Nor do I.**”

۵) در ساختارهای ادبی، بعد از “as”، “than” و “so”:

“She was very religious, **as were most of her friends.**”

“City dwellers have a higher death rate **than do country people.**”

“**So ridiculous did he look** that everybody burst out laughing.”

۶) در جملات شرطی هنگام حذف “if”:

“**Were she** my daughter, I would send her to the most prestigious university.” (= If she were my daughter...)

“**Had I** realized what you intended, I would have stopped you.” (= If I had realized...)

۷) بعد از اصطلاحات منفی و محدود کننده:

هرگاه یک قید منفی برای تأکید در ابتدای جمله قرار گیرد، معمولاً از ساختار “فاعل + فعل وجهی” پیروی می‌کند.

“Under no circumstances can we cash checks.”

“Not until much later did she learn who her real father was.”

نکته: “inversion” بعد از قیود محدود کننده مانند “never”، “little”، “rarely”، “seldom”، “hardly” و “عبارات زمانی + only” نیز اتفاق می‌افتد.

“Hardly had I arrived when trouble started.”

“Only then did I understand what she meant.”

نکته: “inversion” بعد از “not far...” و “not long...” اتفاق نمی‌افتد.

“Not far from here you can see foxes.” (NOT Not far from here can you ...)

“Not long after that she got married.”

نقل قول غیر مستقیم (indirect speech)

(۱) تغییرات زمانی بعد از افعال ناقل گذشته:

will → would

DIRECT: The exam **will** be difficult.

INDIRECT: They said the exam **would** be difficult.

گذشته ی ساده → حال ساده

DIRECT: I **need** help.

INDIRECT: She thought she **needed** help.

گذشته ی استمراری → حال استمراری

DIRECT: My English **is getting** better.

INDIRECT: I knew my English **was getting** better.

گذشته ی کامل → حال کامل

DIRECT: This **has been** a wonderful holiday.

INDIRECT: She told me that it **had been** a wonderful holiday.

گذشته ی کامل → گذشته ی ساده

DIRECT: Ann **grew** up in Kenya.

INDIRECT: I found out that Ann **had grown** up in Kenya.

can → could

DIRECT: I **can** fly!

INDIRECT: Poor boy - he thought he **could** fly.

may → might

DIRECT: We **may** come back early.

INDIRECT: They said they **might** come back early.

زمان‌های گذشته ی کامل تغییری نمی‌کنند.

DIRECT: I arrived late because I **had lost** the address.

INDIRECT: He said he had arrived late because he **had lost** the address.

(۲) در نقل قول غیر مستقیم، معمولاً تغییری در زمان افعال وجهی گذشته (would, could,...) صورت نمی‌گیرد.

DIRECT: It **would** be nice if we **could** meet.

INDIRECT: He said it **would** be nice if we **could** meet.

(۳) در نقل قول غیر مستقیم جملات پرسشی، فاعل پیش از فعل قرار می‌گیرد و فعل وجهی "do" به کار نمی‌رود.

DIRECT: Where's Alice?

INDIRECT: I asked **where Alice was**. (NOT...~~where was Alice~~.)

نکته: برای نقل قول پاسخ این نوع جملات نیز از همین ساختار استفاده می‌شود.

"I knew **how they felt**." (NOT...~~how did they feel~~.)

"Nobody told me **why I had to sign** the paper." (NOT...~~why did I have to sign~~...)

(۴) در نقل قول جملات پرسشی "yes/no"، از "if" یا "whether" استفاده می‌شود.

"The driver asked **if/whether** I wanted the town center."

نکته: در نقل قول غیر مستقیم جملات پرسشی، برای اشاره به زمان آینده بعد از "if" از زمان حال استفاده نمی‌کنیم.

"I'm not sure **if I'll see her tomorrow**." (NOT...~~if I see her tomorrow~~.)

(۵) "say" و "tell" می‌توانند در پاسخ نقل قول غیر مستقیم به کار روند، ولی در جملات پرسشی غیر مستقیم به کار نمی‌روند.

(NOT ~~The driver said whether I wanted the town center~~.)

اما:

"Please **say whether** you want the town center."

“I told her **what time it was**.”

۶) نقل قول‌هایی که مرتبط با افعال حرکتی (promise, agree, offer, order, advise,...) هستند، اغلب به صورت مصدر با “to” بیان می‌شوند.

“He promised **to write**.”

“She agreed **to wait** for me.”

نکته: ساختار “مصدر با to + مفعول” به همراه “ask”، “advise”، “tell”، و “order” به کار می‌رود (اما با “offer” و “promise” به کار نمی‌رود).

“I told **Andrew to be careful**.”

“I advise **you to think** again before you decide.”

۷) ساختار “مصدر با to + کلمات پرسشی” اغلب در تناظر با سؤالات مستقیمی است که به همراه “should” می‌آیند.

“He asked her **how to make** a white sauce.” (“How should I make a white sauce?”)

۸) بعد از “suggest” و گاهی بعد از “say”، از ساختار مصدر با “to” استفاده نمی‌کنیم، بلکه در این موارد “that-clauses” و معمولاً به همراه افعال وجهی، به کار برده می‌شود.

“I suggested **that he should try** the main car park.” (NOT ~~I suggested him to try...~~)

“The policeman **said that I mustn't park** there.” (NOT ~~The policeman said me not to park there.~~)

نکته: ساختار “ing” نیز در مورد بعضی افعال به کار می‌رود.

“I suggested **trying** the main car park.”

۹) زمان جملاتی که با “would” و “if” می‌آیند، بعد از افعال ناقل گذشته، تغییری نمی‌کند.

DIRECT: It **would** be best if we **started** early.

INDIRECT: He said it **would** be best if they **started** early.

اما زمان جملات شرطی غیر واقعی به صورت زیر تغییر می‌کند:

DIRECT: If I **had** any money, I **would buy** you a drink.

INDIRECT: She said if she **had had** any money, she **would have bought** me a drink. (OR she said if she **had** any money, she **would buy**...)

۱۰) سؤالاتی که با “who/what/which + be” شروع می‌شوند، می‌توانند در مورد یک فاعل یا یک متمم سؤال کنند. در نقل قول غیر مستقیم نوع اول (که ساختار “who/what/which + be” در مورد فاعل سؤال می‌کند)، ترتیب کلمات به صورت زیر است:

DIRECT: Which is my seat?

INDIRECT: She wondered **which was her seat**.

She wondered **which her seat was**.

اما در مورد نوع دوم (که ساختار “who/what/which + be” در مورد متمم سؤال می‌کند)، تنها از ساختار زیر استفاده می‌شود:

DIRECT: What's the time?

INDIRECT: She asked **what the time was**. (NOT USUALLY *She asked what was the time.*)

ساختار و کاربرد “wish”

(۱) "مصدر با wish + to":

"wish" در این ساختار معادل "want" و به معنی "تمایل داشتن، خواستن" است. دقت کنید که زمان‌های استمراری در این ساختار به کار نمی‌روند.

"I **wish to see** the manager, please." (NOT I'm wishing to see...)

نکته: از ساختار "مصدر با to + مفعول" نیز استفاده می‌شود.

"We do not **wish our names to appear** in the report."

ساختار "مفعول مستقیم + wish" در حالتی که به همراه مصدر با "to" نباشد، به کار نمی‌رود.

"I **want/would like an appointment** with the manager." (NOT I wish an appointment with the manager.)

(۲) "wish + that-clause"

در این ساختار، "wish" به معنای "want" نیست، بلکه برای ابراز تأسف نسبت به وضعیت موجود به کار می‌رود و به موقعیت‌های غیر واقعی و ناممکن اشاره می‌کند.

"I **wish** (that) I was more successful at my job."

"We all **wish** (that) the snow would stay forever."

نکته: برای اشاره به زمان حال یا آینده، جمله‌ی بعد از "wish" در زمان گذشته ساده صرف می‌شود.

"I wish I **spoke** French." (= It would be nice if I spoke French.)

"I wish tomorrow **was** Sunday."

نکته: در این ساختار می‌توان به جای "was" از "were" استفاده کرد، که این کاربرد رسمی‌تر است.

"I wish that I **were** more successful at my job."

نکته: برای اشاره به زمان گذشته، جمله‌ی بعد از "wish" در زمان گذشته‌ی کامل صرف می‌شود.

"I wish you **hadn't said** that."

"Now she wishes she **had gone** to university."

نکته: برای ابراز تأسف یا نارضایتی در مورد اتفاقی که در آینده رخ نخواهد داد، "would" به کار می‌رود.

"I wish you **would** stop smoking." (= Why don't you stop smoking?)

"Don't you wish that this moment **would** last forever?"

نکته: جملاتی که با "wish...wouldn't" به کار می‌روند، به اعمالی اشاره می‌کنند که در زمان حال روی می‌دهد یا در آینده روی خواهد داد.

"I wish you **wouldn't** keep making that stupid noise." (= You will keep making...)

نکته: "wish...would(n't)" می‌تواند دارای مفهوم دستوری یا درخواست انتقادی باشد. جملات زیر را با هم مقایسه کنید:

“I wish you **wouldn’t** drive so fast.” (= Please don’t drive so fast.)

“I wish you **didn’t** drive so fast.” (= I’m sorry you drive so fast.)

“I wish you **wouldn’t** work on Sundays.” (= Why don’t you stop?)

“I wish you **didn’t** work on Sundays.” (= It’s a pity.)

بخش دوم: واژگان

equip (v): آراستن، آماده کردن، ساز و برگ دادن

“The new school will be equipped with computers to improve the educational efficiency.”

achieve (v): دست یافتن، رسیدن، به پایان رساندن

“You’ll never achieve anything if you don’t work harder.”

measure (n,v): واحد اندازه گیری، چاره، برنامه، اقدام، اندازه گرفتن، پیمانانه کردن، سنجیدن

“The Richter Scale is a measure of ground motion.”

“We have taken measures to limit smoking to one area in the building.”

“Will you please measure the wall to see if the bookshelves will fit?”

entrance (v): راه ورودی، راهرو

“The main entrance to the school building was overcrowded.”

realization (n): درک، فهم، تحقق، عملی شدن

“We finally came to the realization that the business wasn’t going to work.”

“The realization of a lifelong ambition relies on hard work and high spirit.”

procedure (n): روال، روند

“The company has new procedures for dealing with complaints.”

design (n,v): طرح، نقشه، طراحی کردن

“We’re working on designs for a new office building downtown.”

“The company is working on a video game specifically designed for children.”

devote (v): وقف کردن، اختصاص دادن، فداکردن

“He devotes much of his time to her family; he is an excellent family man.”

application (n): کاربرد، استفاده، درخواست

“The counselor will help students fill out college applications.”

instruction (n): آموزش، راهنمایی، دستورالعمل

“Follow the instructions on the back of the box and you will know how to run the machine.”

“She’s never had any formal instruction in music, but she is a marvelous pianist.”

operate (v): کار کردن، به کار انداختن، جراحی کردن

“We need to employ a team of technicians who are trained to operate the scanning equipment.”

“The engine seems to be operating very smoothly.”

“The surgeon that operated on his knee is now his close friend.”

universal (adj): همگانی، فراگیر، جهانی

“Food, like safety, is a subject of almost universal interest.”

“The new reforms have not met with universal approval within the government.”

accountable (adj): جوابگو، مسئول

If anything happens to Max, I'll hold you accountable.

surround (v): فرا گرفتن، محاصره کردن

“We are moving to a lake house surrounded by lots of beautiful trees.”

promote (v): ترفیع دادن، ترویج کردن، پشتیبانی کردن، تبلیغ کردن

“The bureau's job is to promote tourism to the area.”

“Ted was promoted to senior sales manager last week.”

“The author went on a national tour to promote her latest book.”

propose (v): پیشنهاد کردن

“Mr. Smith, the president of our university, proposed that the rules be changed.”

explicit (adj): روشن، آشکار، ساده

“I gave her very explicit directions as to how to get here.”

sufficient (adj): بس، بسنده

“They had sufficient evidence to send him to prison.”

inhabit (v): ساکن شدن

“These remote islands are inhabited only by birds.”

conduct (v,n): رفتار، اجرا کردن

“I don't think it is right to conduct experiments on animals.”

“The book club has a strict code of conduct.”

extend (v): ادامه دادن، گسترش دادن، ادامه داشتن

“The path extends beyond the end of the road.”

“We have decided to extend our publishing of children books in the near future.”

smooth (adj): هموار، ملایم، صاف

“The river rocks had been worn smooth by the water.”

conscious (adj): هوشیار، بهوش، آگاه، باخبر

“When I was walking down the empty street I became conscious of the fact that someone was following me.”

“Owen was still conscious when they arrived at the hospital.”

beneficial (adj): سودمند

“The agreement will be beneficial to both groups.”

issue (n,v): موضوع، مسئله، انتشار دادن، به جریان انداختن

“Don't worry about who will do it; that's just a side issue.”

“The manager is expected to issue a statement later today for her employees.”

requirement (n): نیاز، نیازمندی

“The refugees' main requirements are for food and shelter.”

enhance (v): بالا بردن، افزودن، زیاد کردن

“The company is looking to enhance its earnings potential.”

admire (v): پسند کردن، تحسین کردن، آفرین گفتن

“I admired her for having the courage to tell the truth.”

urgent (adj): ضروری، فوری

“She's in urgent need of medical attention; we should take her to the hospital right now!”

relevant (adj): مربوط، مناسب، وابسته

“Make sure your comments during the interview are short and relevant.”

reflect (v): بازتابیدن، بازتاباندن، اندیشیدن

“We could see the mountains reflected in the calm stream.”

“People do that sort of thing every day, without ever stopping to reflect on the consequences.”

regard (n,v): رعایت ، احترام، نگاه کردن، به شمار آوردن:

“Why don't you try to have a little bit of regard for my feelings?”

“I've always regarded you as my dearest friend and have always trusted you.”

struggle (v, n): ستیز، کشاکش، کوشش، کوشش کردن

“During the centuries, the people of Ireland struggled constantly to assert their right to govern themselves.”

“She never gave up the struggle to have her son freed from prison.”

contrast (n,v): اختلاف، تضاد، برابر نهادن، سنجیدن، فرق داشتن:

“I like the contrast of the white trousers with the black jacket.”

“If you contrast some of her early writing with her later work, you can see just how much she has improved.”

“The styles of the two film makers contrast quite dramatically.”

interfere (v): دخالت کردن، مزاحم شدن

“It's better not to interfere in their arguments; they know how to solve it themselves.”

characteristic (n): ویژگی

“The need to communicate is a key characteristic of human society.”

notable (adj): سرشناس، برجسته

“This attractive building is particularly notable for its garden setting.”

superior (adj): برتر، بهتر، بیشتر

“The reason we bought this model is that it's technically superior to its competitors.”

practical (adj): کاربردی، عملی

“Do you have a lot of practical experience as a mechanic?”

“Johnson's book gives practical advice for keeping your car on the road.”

basic (adj): پایه‌ای، اساسی، بنیادین

“The campsite we went to last summer provided only basic facilities; this year we are going elsewhere.”

supply (n,v): موجودی، تدارکات، فراهم کردن، برآوردن:

“A transport plane carrying food and medical supplies for refugees crashed yesterday.”
“At the beginning of the term students are supplied with a list of books they are expected to read.”

capacity (n): گنجایش، توانایی

“This computer has a capacity of 400 gigabytes.”

attribute (n,v): ویژگی، نسبت دادن

“Many diseases of modern humans can be attributed to stress and pressure of life in a hurry.”
“Patience is one of the most crucial attributes in a teacher.”

conclude (v): به پایان رساندن، نتیجه گرفتن

“The report concluded (that) the cheapest option was to close the laboratory.”
“The commission concluded its investigation last month.”

attend (v): حضور داشتن

“More than 1,000 people attended the conference on global warming.”

estimate (v): برآورد کردن، ارزیابی کردن

“The old tree in our neighborhood is estimated to be at least 700 years old.”

compulsory (adj): اجباری

“It is compulsory for all motorcyclists to wear helmets.”

duty (n): وظیفه، تکلیف

“Parents have a duty to protect their children against both physical and mental perils.”

constant (adj): پایدار، استوار، همیشگی، پایا

“The fridge keeps food at a constant temperature.”

efficient (adj): کارآمد، کارا

“The city’s transport system is one of the most efficient in Europe.”

transfer (v): منتقل کردن

“Passengers are transferred from the airport to the hotel by the airport taxi.”

various (adj): گوناگون

“Various people whom we weren’t expecting turned up at the meeting.”

scare (n,v): ترساندن، گریزانیدن، ترس

“A barking dog had scared the attackers away from the little child.”

“There have been scares about the water supply being contaminated.”

region (n): سرزمین، ناحیه

“He’s the company sales manager for the entire Southwest region.”

occur (v): رخ دادن

“The police investigator asked me when exactly the incident had occurred.”

endeavor (n, v): تلاش، کوشش، تلاش کردن، کوشیدن

“The manager is expected to use his or her best endeavors to promote the artist’s career.”

“I will endeavor to do my best for my country.”

apparent (adj): آشکار، پیدا

“His embarrassment was apparent to everyone in the conference room.”

convert (v): برگرداندن، تبدیل کردن

“We’re going to convert the unused garage into a workshop for my elder daughter.”

benefit (n,v): سود، استفاده، سودمند بودن، سود بردن

“The new credit cards will be of great benefit to our customers.”

“These policy changes mainly benefit smaller companies in rural districts.”

establish (v): بنا نهادن، برپا کردن، ساختن

“In the 1980s, the two countries began to establish trade relations.”

aspect (n): جنبه، نمود

“The committee discussed several aspects of the traffic problem.”

reward (n,v): پاداش، جایزه، پاداش دادن

“The police are offering a reward for any helpful information regarding the last week’s murder.”

“She was rewarded for her efforts to raise public awareness about animal rights with a cash bonus.”

decisive (adj): سرنوشت ساز، تعیین کننده، قاطع، استوار

“Climate was a decisive factor in establishing where the tournament should be held.”

“The government must take decisive action on gun control.”

affect (v): اثر گذاشتن (بر)، دچار کردن

“Help is being sent to areas affected by the unforeseen floods.”

impose (v): تحمیل کردن

“The time limits are imposed on us by factors outside our control.”

replace (v): جایگزین کردن، جایجا کردن

“These measures in no way replace the need for regular safety checks.”

distinctive (adj): مشخص، متمایز

“The male bird has distinctive white markings on its head.”

inevitable (adj): ناچار، ناگزیر

“The accident was the inevitable consequence of his carelessness.”

announce (v): آگهی دادن، خبر دادن

“We are delighted to announce that all five candidates were successful.”

proper (adj): شایسته، مناسب

“Please follow the proper procedures for dealing with complaints.”

approach (v,n): نزدیک شدن، نزدیک آمدن، دیدگاه، رویکرد

“As you approach the town, you’ll see the college on the left.”

“She took the wrong approach in her dealings with her teenage children and now she regrets it.”

disperse (v): پراکنده کردن

“When the rain came down the crowd that had gathered started to disperse.”

overcome (v): چیره شدن (بر)، پیروز شدن

“Eventually, she overcame her shyness and stood up in front of the class and delivered her speech.”

maintain (v): نگهداری کردن، ادامه دادن

“They have always maintained high standards of professional conduct.”

register (n,v): نام نویسی کردن، ثبت کردن، لیست، ثبت آمار

“How many students have registered for the European History class so far?”

“In order to register a car in Japan, the owner must have somewhere to park it.”

“He signed the register at the hotel, and booked a room for three nights.”

inform (v): آگاهی دادن (به)، آگاه کردن، گفتن

“I am pleased to inform you that you have won first prize in this month’s competition.”

respect (n,v): احترام گذاشتن (به)، بزرگداشتن، احترام

“A deep mutual respect and understanding developed between them.”

“She had always been honest with me, and I respect her for that.”

concern (n,v): نگرانی، دلواپسی، نگران کردن، ربط داشتن، درباره ی چیزی بودن، پرداختن

“The destruction of the rainforest is of concern to us all.”

“What concerns me is our lack of preparation for the change.”

“Don’t interfere in what doesn’t concern you.”

“The book is primarily concerned with Soviet-American relations during the Cold War.”

forceful (adj): استوار، نیرومند، موثر

“They have made a forceful argument in favor of changing the system.”

regular (adj): منظم، مرتب، معمولی

“I just want to buy a regular white shirt—nothing fancy.”

“She writes a regular column for a national newspaper.”

qualify (v): شایستگی پیدا کردن، مناسب بودن

“She hopes to qualify as a lawyer at the end of next year.”

encourage (v): دلگرم کردن، تشویق کردن

“My parents have always encouraged me in my choice of career.”

compete (v): رقابت کردن

“How many runners will be competing in the Olympic marathon race this year?”

particular (adj): ویژه، خاص

“Police say there was no particular reason why the victim was attacked.”

admit (v): پذیرفتن، به گردن گرفتن، پذیرا شدن

“She admitted having driven the car without insurance.”

demand (n,v): درخواست، خواسته، خواستار شدن

“Union members will strike until the company agrees to their demands.”

“The teacher demanded an immediate explanation for his being late.”

destruction (n): خرابی، ویرانی

“Many people are very concerned about the destruction of the rainforests due to unrestrained human activities.”

inspect (v): بازرسی کردن، رسیدگی کردن

“After the crash both drivers got out and inspected their cars for damage.”

remove (v): برداشتن، برچیدن، بر کنار کردن

“Three children were removed from the school for persistent bad behavior.”

offend (v): دلخور کردن، رنجاندن

“She had carefully worded her comments so as not to offend anyone.”

mastery (n): استادی، خبرگی

“We were impressed by her mastery of the complex subject of quantum mechanics.”

train (n,v): تربیت کردن، پروردن، ورزیدن، رشته، سلسله

“An expert with a trained eye will spot the difference immediately.”

“The road was blocked by a long train of trucks.”

identify (v): شناختن، همذات پنداری کردن

“Passengers were asked to identify their own suitcases before they were put on the plane.”

“It was easy to identify with the novel’s main character.”

hypothesis (n): فرضیه، گمانه

“Their hypothesis is that watching excessive amounts of television reduces a person’s ability to concentrate.”

pattern (n): طرح، الگو

“A pattern is beginning to emerge from our analysis of the accident data.”

tendency (n): گرایش

“I have a tendency to talk too much and fast when I’m nervous.”

function (n,v): کار کردن، کارکرد، کار

“Her chief function is to provide expert legal advice for the company.”

“Despite the power cuts, the hospital continued to function normally.”

arrange (v): مرتب کردن، قرار گذاشتن

“I’ve arranged with the neighbors about feeding the cat while we are away.”

purpose (n): منظور، نیت، هدف

“A meeting was called for the purpose of appointing a new supervisor.”

cue (n): نشانه، سرنخ، رهنمود

“They started washing up the dishes, so that was our cue to leave the party.”

relate (v): باز گو کردن، گزارش دادن، پیوند دادن، ربط دادن

“I don’t understand how the two ideas relate; would you please elaborate a little more?”

“The novelist relates her childhood experiences in a poor family in the first chapter.”

speculate (v): اندیشیدن، گمانه زنی کردن

“We all speculated about the reasons for her resignation.”

specific (adj,n): ویژه، مخصوص، دقیق، روشن، جزییات خاص (جمع)

“This is a bird species that requires a specific environment which is found only in central parts of Australia.”

“Can you be more specific? What exactly did the policeman say?”

“Thurman was reluctant to go into specifics about the deal.”

restate (v): باز گفتن

“Even though I couldn’t remember the exact words he used, I restated his message as accurately as I could.”

invest (v): سرمایه گذاری کردن، نهادن

“He invested his life savings in his daughter’s business.”

extensive (adj): پهناور، گسترده

“The fire has caused extensive damage to the farm house.”

ignorance (n): نادانی، ناآگاهی، بی خبری

“I would have remained in ignorance if Shaun hadn't mentioned it.”

exaggerate (v): گزافه گویی کردن، بزرگ کردن، زیاده روی کردن

“He tends to exaggerate when talking about his accomplishments.”

valid (adj): معتبر، قانونی، درست

“My way of thinking might be different from yours, but it's equally valid.”

express (v, adj): بیان کردن، گفتن، سریع، ویژه، تندرو

“I would like to express my thanks for your gentle kindness.”

“An express delivery service is provided only for regular customers.”

proportion (n): بخش، نسبت

“The report shows that poor families spend a larger proportion of their income on food.”

“The level of crime in any specific area is almost always in direct proportion to the number of unemployed.”

appoint (v): گماشتن، واداشتن، تعیین کردن

“After his parents died, the boy's uncle was appointed as his guardian.”

opportunity (n): فرصت، مجال

“I'd like to take this opportunity to thank everyone who helped me make this movie.”

profession (n): پیشه، حرفه

“Most professions in the medical field require years of training.”

construct (v): ساختن، بنا کردن

“They constructed a shelter out of fallen branches so that the rain wouldn't reach them.”

adjust (v): میزان کردن، سازگار کردن

“It took a few seconds for her eyes to adjust to the darkness.”

participate (v): شرکت کردن، سهیم شدن

“We encourage students to participate fully in the running of the college.”

embarrass (v): دست پاچه کردن، برآشفتن، خجالت دادن، شرمسار کردن:

“He doesn’t feel good about his lecture; he’s worried about embarrassing himself in front of such a large audience.”

contribute (v): همکاری کردن، کمک کردن، بخشیدن:

“In order for the team to win, everyone has to contribute.”

digest (v): هضم کردن، گواریدن، هضم شدن

“You should allow a little time after a meal for the food to digest.”

circulate (v): گردش کردن، به گردش در آوردن

“The condition prevents the blood from circulating freely.”

interact (v): همکاری متقابل داشتن، اثر متقابل داشتن:

“The teacher told the mother that her child interacted pretty well with other children.”

context (n): زمینه، متن، بافت:

“Can students apply the skills learned in school in a different context, such as the workplace?”

formation (n): پیدایش، آرایش:

“The book explains the formation of the planets thoroughly and in exact details.”

transmit (v): انتقال دادن، پراکندن، رساندن، فرستادن

“The ceremony was transmitted live by satellite to over fifty countries.”

Parents can unwittingly transmit their own fears to their children.

obtain (v): به دست آوردن:

“Information about passports can be obtained from the embassy.”

combine (v): آمیختن

“It seemed to us that several factors had combined to ruin our plans.”

initiate (v): آغاز کردن، بنیاد نهادن:

“The prison has recently initiated new security procedures.”

chief (adj): اصلی، بزرگ

“At this point in time, safety of our products is the chief concern.”

former (adj): پیشین

“This beautiful old building has been restored to its former glory.”

conflict (n,v): کشمکش، نبرد، برخورد، ناسازگاری، ناسازگار بودن

“John often comes into conflict with his boss; that might get him into deep trouble.”

“We have heard many conflicting opinions on the subject and we don't know exactly what we should decide on.”

reasonable (adj): منطقی، خردمندانه، عادلانه، مناسب

“You must take all reasonable steps to ensure that the information that you provide is correct.”

“The hotel offers excellent accommodations at reasonable rates.”

evaluate (v): ارزیابی کردن، سنجیدن

“It's impossible to evaluate these results without knowing more about the research methods employed.”

resolve (v): تصمیم گرفتن، بر طرف کردن، پایان دادن

“The training helps children resolve conflicts without fighting.”

“She resolved to call her friend as soon as she got home.”

outline (n,v): طرح کلی، فشرده، چکیده، چکیده ی ... را ارائه دادن

“The book describes in outline the main findings of the research.”

“We have already outlined our proposals to the committee and we are waiting for the result.”

concentrate (v): تمرکز کردن، تمرکز یافتن، گرد آوردن

“With all this noise, it's really hard to concentrate on finding the solution with this mathematical problem.”

“Most of New Zealand's population is concentrated in the north island.”

stick (v): چسباندن، چسبیدن

“Did you remember to stick a stamp on the envelope?”

feature (n,v): ویژگی، نشان دادن، نمایاندن

“The software has no particular distinguishing features.”

“Many of the hotels featured in the brochure offer special deals for weekend breaks.”

voluntary (adj): داوطلبانه، اختیاری

“We’re asking for people to help on a voluntary basis so that they can have more dedication to their work.”

anxious (adj): دلواپس، آرزومند، اندیشناک

“June’s anxious about the results of her final exams that they are announcing at the end of this week.”

arbitrary (adj): دلخواهی، دیمی

“I don’t know why I chose that one; it was a completely arbitrary decision.”

imperative (adj): امری، ضروری

“It is absolutely imperative that we finish the school project by the end of next week.”

comment (n,v): تفسیر، نظر، اظهار نظر کردن

“She made some helpful comments on my newest essay on literary criticism.”

“A spokesperson commented that levels of carbon dioxide were very high.”

disclose (v): فاش کردن، باز کردن، آشکار کردن

“The report discloses that human error was to blame for the accident.”

prohibit (v): منع کردن، جلوگیری کردن

“Motor vehicles are strictly prohibited from driving in the town center.”

incident (n): رویداد، رخداد

“Any witnesses to the incident should immediately speak to the police.”

appreciate (v): قدردانی کردن، آگاه بودن، دانستن

“His talents are not fully appreciated in that company.”

“I don’t think you appreciate how expensive it will be for us to repaint the bedroom.”

distract (v): حواس (کسی را) پرت کردن

“He tried to distract public attention from his illegal activities.”

deficiency (n): نقص، ناکارایی

“The company admitted that the accident was caused by deficiencies in the engine.”

innovate (v): نو آوری کردن

“The company has successfully innovated new products and services.”

desperate (adj): بیچاره، از جان گذشته، از سر ناامیدی، ناامید کننده، بیهوده

“His increasing financial difficulties forced him to take desperate measures.”

“He was so desperate for a job he would have done anything.”

immediate (adj): بی درنگ

“When we launched the new system, the results were immediate.”

effort (n): تلاش، کوشش

“The company has invested a great deal of time and effort in setting up new training schemes.”

deprive (v): بی بهره کردن

“You can't function properly at work if you are deprived of sleep.”

essential (adj): ضروری، اساسی

“The museum is closed while essential repairs are being carried out.”

plentiful (adj): فراوان، بسیار

“I took a plentiful supply of games to keep the children amused.”

likely (adj): محتمل

“Young drivers are more likely to have accidents than older drivers.”

occasion (n): موقعیت، مناسبت، جشن

“We met on several occasions to discuss the issue of our future cooperation.”

“I have an expensive suit, but I only wear it on very special occasions.”

artificial (adj): ساختگی، مصنوعی

“Animals hate being confined in an artificial environment.”

abstract (adj): خیالی، انتزاعی

“We may talk of beautiful things but beauty itself is abstract.”

lean (v): تکیه کردن، تکیه دادن، خم شدن، پشت گرمی داشتن، وابسته بودن

“As I was leaning out of the window, I saw him getting out of his car.”

“The woman who was injured in the accident walked slowly, leaning on her son’s arm.”
“He has always had his big brother to lean on, financially and emotionally.”

discipline (n, v): انضباط، مقررات، تنبیه کردن، تربیت کردن، پروراندن

“Lack of discipline at home meant that many pupils found it difficult to settle into the ordered environment of the school.”
“The staff members were disciplined for their carelessness and rudeness towards the customers.”
“Working in a bakery for some years has disciplined Joe to get up early.”

confession (n): اقرار، اعتراف

“After hours of questioning by police, he made a full confession.”

consequence (n): پیامد

“I knew that I had made a big mistake and that I couldn’t escape the consequences.”

nominate (v): کاندید کردن، نامزد کردن، معرفی کردن

“I nominated Mr. Johnson to represent our company at the meeting.”

object (n,v): چیز، کالا، هدف، مخالفت کردن

“The billionaire has an enormous collection of precious objects.”
“The object of this program is to educate people about road safety.”
“No one objected when the boss said it was time to go home.”

contaminate (v): آلودن

“Drinking water supplies are believed to have been contaminated.”

fortune (n): خوش بختی، بهروزی، بخت، پول فراوان، دارایی

“Fortune smiled on me and finally I was employed as the company’s new sales representative.”
“You don’t have to spend a fortune to give your family tasty, healthy meals.”

rural (adj): روستایی

“All I want now is a peaceful rural setting so that I can write my books and enjoy my life.”

principal (n, adj): رئیس، مدیر، اصلی، مهم

“She was introduced as the new principal of our school.”
“My principal concern, at the moment, is to get the job done fast.”

conquer (v): پیروزی یافتن (بر)، پیروز شدن (بر)

“She was determined to conquer her fear of flying.”

disturb (v): بر هم زدن، به هم زدن، آشفتن

“In a library, you should keep your voices low, so you don't disturb the others.”

costly (adj): گران، پرهزینه

“It was too costly to fix her car after the accident, so she decided to buy a new car instead.”

genuine (adj): راستین، حقیقی، درست، اصل

“She has a genuine interest in seeing her students succeed.”

“If it is a genuine Picasso drawing, it will sell for millions.”

refusal (n): خود داری، رد

“I hadn't anticipated that my request for more money would be met with a flat refusal.”

hectic (adj): ناآرام، پر دردسر

“This rural area has become a haven for people tired of the hectic pace of city life.”

interrupt (v): گسیختن، بریدن، توی حرف کسی دوییدن

“Oliver began his story but was soon interrupted by the arrival of Mr. Gosling.”

strike (n, v): اعتصاب، زدن، خوردن، اعتصاب کردن، هجوم آوردن، حمله کردن

“Air traffic controllers are threatening to go on strike if they are not paid double.”

“He fell heavily, striking his head against the side of the boat.”

“They are striking for the right to have their trade union recognized in law.”

“The police have announced that the killer might strike again.”

elaborate (v, adj): توضیح دادن، گسترش دادن، پیچیده، مفصل

“He said he was resigning but did not elaborate on his reasons.”

“They had made elaborate preparations for his visit; but, at the last minute, his flight was canceled.”

reluctant (adj): بی میل

“Although she was reluctant to admit she was wrong, when she saw the consequence of her words, she apologized.”

predict (v): پیشگویی کردن، پیش بینی کردن

“Scientists claim that they have devised a reliable method of predicting earthquakes.”

influence (n,v): تأثیر، عامل مؤثر، اثر گذاشتن

“His first music teacher was a major influence in his life.”

“Research shows that most young smokers are influenced by their friends.”

attempt (n,v): کوشش، تلاش، کوشیدن، اقدام کردن

“His early attempts at writing short stories were a dismal failure, but now he has noticeably improved.”

“The plane crashed while attempting an emergency landing.”

decline (v, n): کاهش، رد کردن، نپذیرفتن، کاستن، کم شدن

“Unfortunately, our qualified staff are leaving and standards are declining.”

“We asked them to come with us to the movies, but they declined our invitation.”

“The last three years have seen a dramatic decline in the number of tigers in the area.”

entitle (v): سزاوار دانستن، اجازه دادن

“Full-time employees are entitled to receive health insurance.”

convince (v): متقاعد کردن

“You’ll need to convince them of your enthusiasm for the job.”

mediate (v): میانجی گری کردن، پا در میانی کردن

“He is attempting to mediate a settlement between the company and the striking workers.”

impression (n): اثر، احساس

“It creates a very bad impression if you are late for a job interview.”

firm (adj,n): استوار، پایدار

“Our client hasn’t reached a firm decision on the matter yet.”

relative (adj): نسبی

“The relative merits of both approaches have to be considered before taking any further action.”

economical (adj): بصره، اقتصادی

“This store provides good-quality clothes at economical prices.”

possibility (n): امکان، احتمال

“His recent performance opens up the possibility for him to compete in the Olympic Games.”

evolve (v): رشد کردن، پرورش یافتن، تکامل یافتن

“The once small company has now evolved into a major chemical manufacturer.”

pursue (v): دنبال کردن، پیگیری کردن

“Parents should always encourage their children to pursue their interests.”

retrieve (v): پس گرفتن، باز یافتن

“Computers are used to store and retrieve information efficiently.”

invoke (v): استناد کردن، فراخواندن

“She invoked several eminent scholars to back up her argument.”

outcome (n): پیامد

“We were eager to know what the outcome of the biological experiment would be.”

grant (n,v): دادن، بخشیدن، امتیاز، کمک هزینه

“The council have granted him permission to build on the site.”

“They’d got a special grant to encourage research.”

dominant (adj): چیره، حکمفرما، برجسته

“Japan became dominant in the mass market during the 1980s.”

engage (v): به کار گماشتن، گرفتن، جلب کردن، گرفتن

“She’s such a talented storyteller; she’s able to engage the people’s imaginations very tactfully.”

“The child’s father engaged a tutor to improve the child’s mathematics.”

inspire (v): الهام بخشیدن

“By visiting schools, the actors hope to inspire children to put on their own productions.”

awareness (n): آگاهی، هوشیاری

“This series of advertisements is meant to raise the public’s awareness of environmental issues.”

convenience (n): آسودگی، راحتی

“The position of the house combines quietness and convenience.”

comparison (n): مقایسه، سنجش، برابری

“The author has tried to make an interesting comparison of different countries’ eating habits.”

reveal (v): آشکار کردن، فاش کردن

“It was revealed that important evidence concerning the murder case had been suppressed.”

forecast (n,v): پیش بینی، پیش بینی کردن

“The weather forecast said that it was going to rain later tonight.”

“It is difficult to forecast the demand for the new train service.”

attach (v): پیوست کردن، چسباندن، وابسته بودن

“For your convenience, I have attached a copy of the document to this e-mail.”

“Even after 32 years, he was strongly attached to his family.”

devise (v): تدبیر کردن، درست کردن

“They have devised a new method for converting sunlight into electricity.”

device (n): دستگاه

“The company mass-produces devices to detect carbon monoxide.”

potential (adj,n): پتانسیل، توانایی، ناشناخته، نهفته، ناهشناخته

“The potential benefits must be weighed up against the costs involved.”

“All children should be encouraged to realize their full potential.”

critical (adj): بحرانی، حساس، موشکافانه، نکته سنج، نقادانه

“Reducing levels of carbon dioxide in the atmosphere is of critical importance to the whole world.”

“We need to look at these proposed changes with a critical eye before we accept them.”

intrinsic (adj): درونی، ذاتی

“The intrinsic value of education is appreciated by everyone.”

handle (n,v): به دست گرفتن، اداره کردن، رسیدگی کردن، دستگیره

“The principal handled the quarrel between the two students very well.”

“I turned the handle and found the door was open.”

associate (v): پیوند دادن، رابطه داشتن

“The cancer risks associated with smoking have been well documented.”

recognize (v): بازشناختن، شناختن

“He’d lost so much weight I hardly recognized him when he came in!”

contain (v): دربرداشتن، دارا بودن

“The report contained some shocking information about racism in today’s world.”

define (v): معین کردن، تعریف کردن

“Teachers need to give students rules that are clearly defined.”

condition (n): وضعیت، چگونگی، شرط

“Though old and not used for a rather long time, the car is still in excellent condition.”

“They agreed to lend us the car on condition that we returned it before the weekend.”